

Transferring Videos from Panopto


Download the Panopto Video

- Go to your Panopto video folder
- Click on the **Settings** button next to the video you want to download

UNT Copyright & Trademark Compliance

Sort by: Name Duration Date Rating

Add folder



Copyright & Trademark Compliance - Part 4 - Exceptions & Defenses

★★★★★

A detailed and advanced look at the exceptions and defenses to copyright infringement, including the TEACH Act and Fair Use.

Settings Share Edit Stats Delete

- Click on **Outputs** from the left navigation menu
 - Copyright & Trademark Compliance - Part 4 - Exceptions & Defenses

Overview These are the various output formats and ways of accessing them.

Share

Outputs

Quiz Results

Streams

Clips

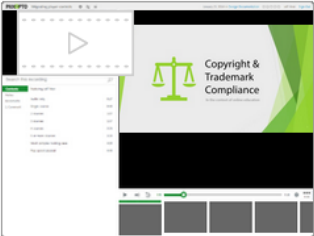
Search

Captions

Manage

Log


Panopto Web Viewer



[View Session](#)

Video Podcast

Type




[View Podcast](#)

[Download Podcast](#)

Type

Quality

Audio Podcast



[Play Audio Podcast](#)

[Download Audio Podcast](#)

- Select **Download Podcast**
- Click on **Captions** from the left navigation menu

▶ Copyright & Trademark Compliance - Part 4 - Exceptions & Defenses

Overview

Share

Outputs

Quiz Results

Streams

Clips

Search

Captions

Manage

Log

Available Captions

▼ Default

Status	Captions Imported
Requester username	UNT DentonCanvas\jas1025
Service level	Uploaded File
Request sent	10/01/2019 2:05:29 pm
Captions received	10/01/2019 2:05:29 pm
Last update	10/01/2019 2:05:29 pm
Session length	14:49

Change language

[Delete Captions](#)

[Download file](#)

[Download unedited caption file](#)

Captions

Captions are available for this session. To request or upload new captions, delete the current captions.

Upload Captions

English (United States) ▼ Captions are based on the edited session

No file selected.

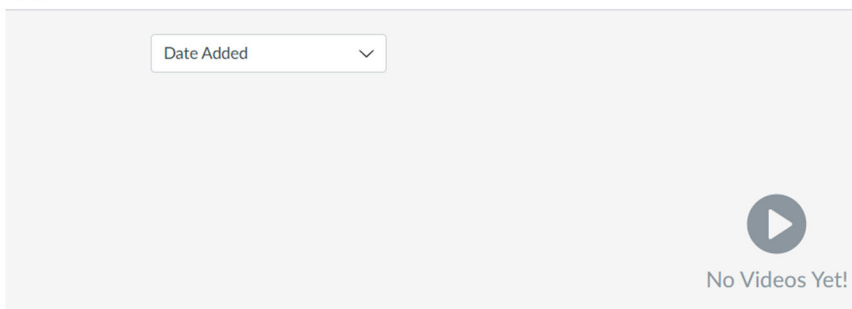
❑ Select **Download File**

NOTE: You will need to rename the downloaded .txt file to .srt to upload it as a caption file into Studio.

Upload the video and caption file into Canvas Studio

- ❑ Click on the **Studio** link from the left navigation menu in your course
- ❑ Click on the options menu in the right-hand corner (three vertical lines)

☰ BIOL 1112 Section 010 - Contemporary Biology (Summer 2020 8W1)



❑ Select **My Library**



My Library

Shared with Me

- ❑ Create a Studio Collection to keep your videos organized by clicking on **+Collection** in the upper right-hand corner of the page.
- ❑ Click on **Add Videos** to upload your downloaded Panopto video. You can also click the **Add** button in the upper right-hand corner of the page.



- ❑ Once the video has been uploaded, click on the video to upload your caption file.
- ❑ Click on the **Captions** tab and then select the appropriate language

Details Comments Insights **Captions**

Manage Captions

No captions yet

Upload

English

Arabic

Czech

Danish

Dutch

French

[Show More](#)