

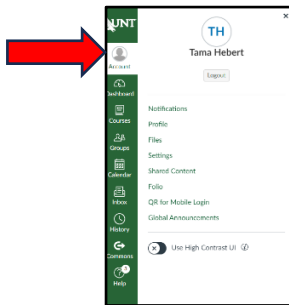


Canvas Folio

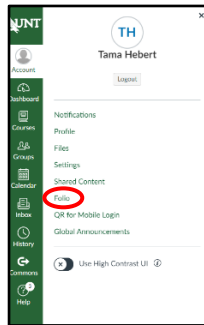
Folio is a student portfolio network that allows users to visually showcase knowledge and experience which can be shared with potential employers, family, friends, and peers for feedback and collaboration.

1. Log in to your Canvas Account.
<https://unt.instructure.com/login/ldap>

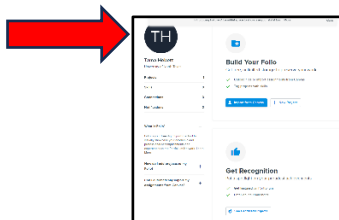
2. Select “Account” on your Global Navigation Panel.



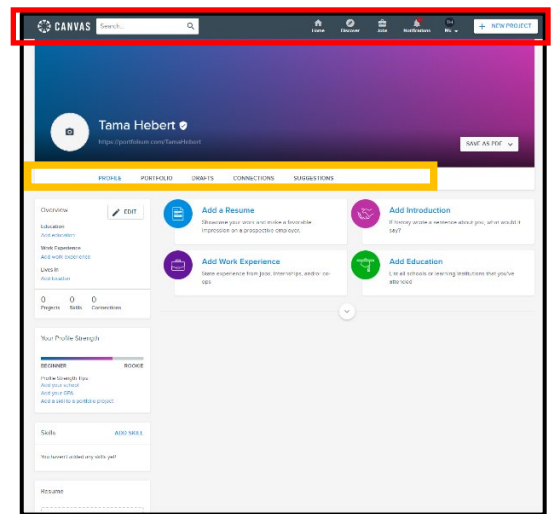
3. Select “Folio” from the menu.



4. Select your name to begin Folio.



5. Your Folio Dashboard can be personalized by adding your resume, education, work experience, and an introduction.



Toolbar Features

- Universal Search:** used to find jobs, projects, and people, across Canvas Folio
- Discover:** explore platform
- Jobs:** career search
- Notifications:** personal message
- Me:** settings, personal jobs, invitation, user guide
- +New Project:** get started with a new project

Tabs

- Profile:** personal information
- Portfolio:** personal projects
- Drafts:** work in progress
- Connections:** folio friends
- Suggestions:** portfolio suggestions based on skill, connections, etc.